

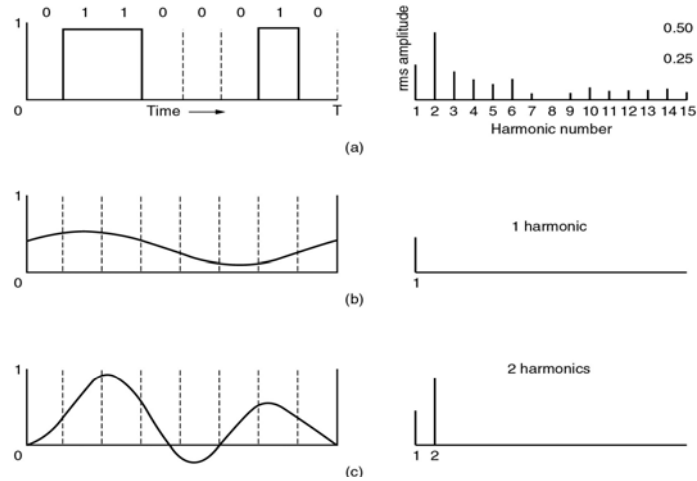
Chapter 2

The Physical Layer

The Theoretical Basis for Data Communication

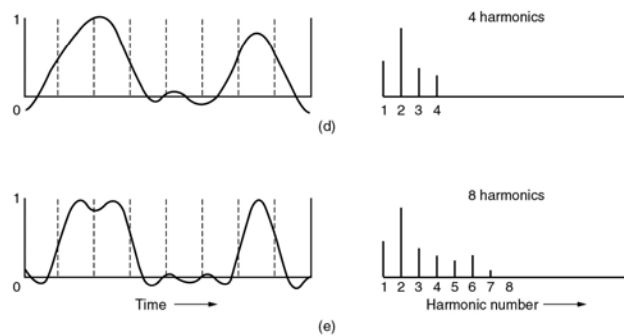
- Fourier Analysis
- Bandwidth-Limited Signals
- Maximum Data Rate of a Channel

Bandwidth-Limited Signals



A binary signal and its root-mean-square Fourier amplitudes.
 (b) – (c) Successive approximations to the original signal.

Bandwidth-Limited Signals (2)



(d) – (e) Successive approximations to the original signal.

Bandwidth-Limited Signals (3)

Bps	T (msec)	First harmonic (Hz)	# Harmonics sent
300	26.67	37.5	80
600	13.33	75	40
1200	6.67	150	20
2400	3.33	300	10
4800	1.67	600	5
9600	0.83	1200	2
19200	0.42	2400	1
38400	0.21	4800	0

Relation between data rate and harmonics.

Guided Transmission Data

- Magnetic Media
- Twisted Pair
- Coaxial Cable
- Fiber Optics

Twisted Pair



(a)

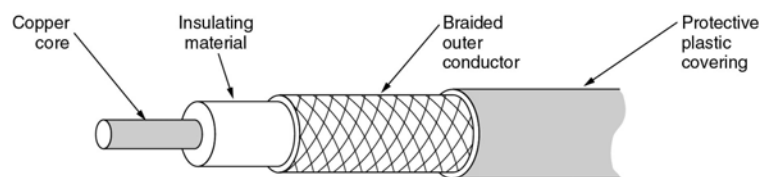


(b)

(a) Category 3 UTP.

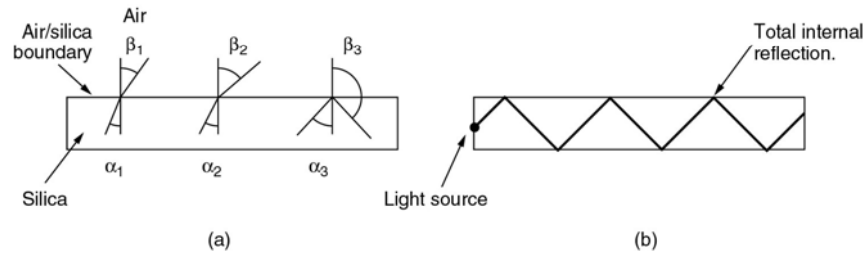
(b) Category 5 UTP.

Coaxial Cable



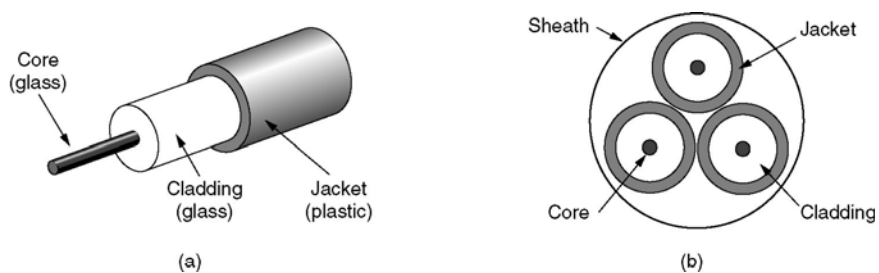
A coaxial cable.

Fiber Optics



- (a) Three examples of a light ray from inside a silica fiber impinging on the air/silica boundary at different angles.
- (b) Light trapped by total internal reflection.

Fiber Cables



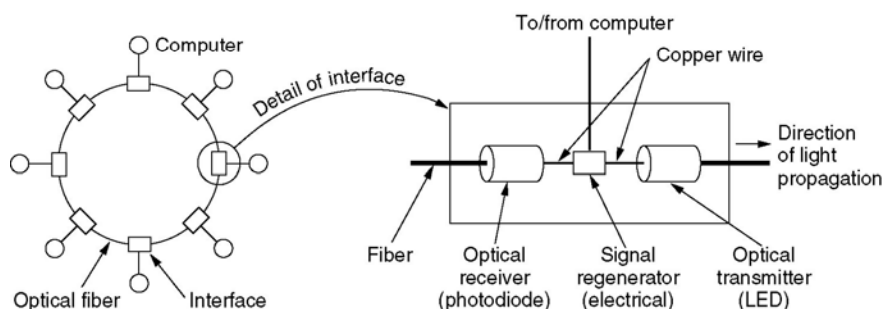
- (a) Side view of a single fiber.
- (b) End view of a sheath with three fibers.

Fiber Cables (2)

Item	LED	Semiconductor laser
Data rate	Low	High
Fiber type	Multimode	Multimode or single mode
Distance	Short	Long
Lifetime	Long life	Short life
Temperature sensitivity	Minor	Substantial
Cost	Low cost	Expensive

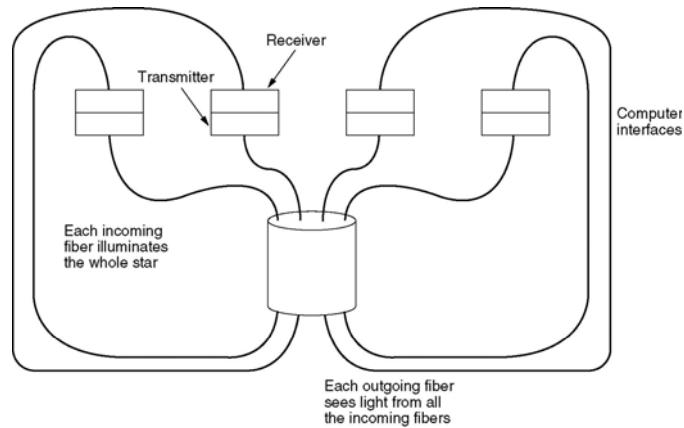
A comparison of semiconductor diodes and LEDs as light sources.

Fiber Optic Networks



A fiber optic ring with active repeaters.

Fiber Optic Networks (2)

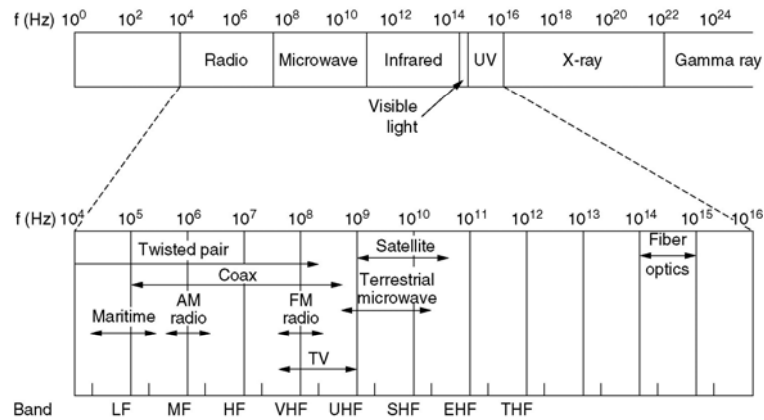


A passive star connection in a fiber optics network.

Wireless Transmission

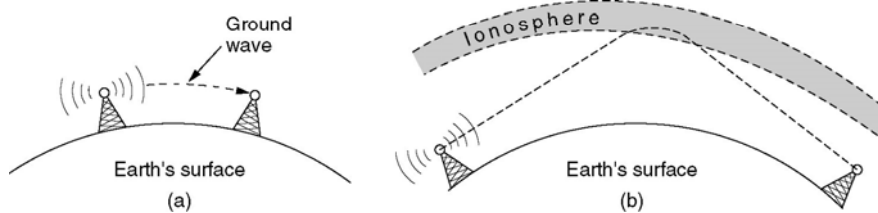
- The Electromagnetic Spectrum
- Radio Transmission
- Microwave Transmission
- Infrared and Millimeter Waves
- Lightwave Transmission

The Electromagnetic Spectrum



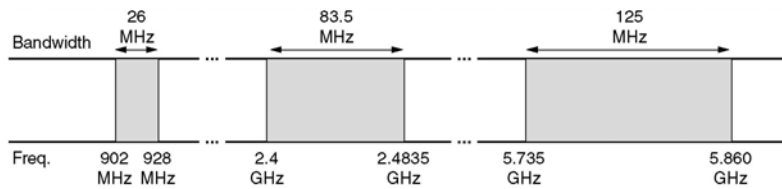
The electromagnetic spectrum and its uses for communication.

Radio Transmission



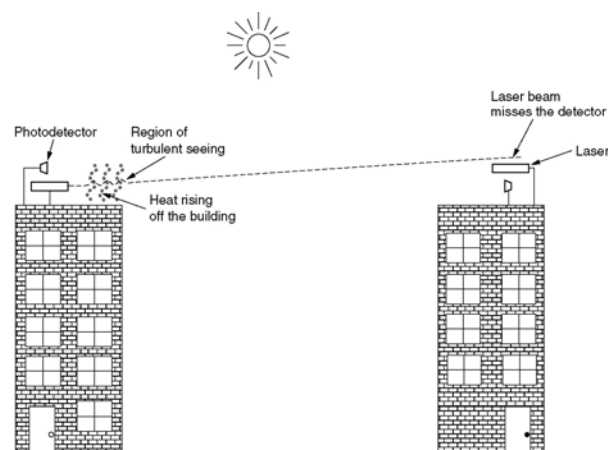
- (a) In the VLF, LF, and MF bands, radio waves follow the curvature of the earth.
- (b) In the HF band, they bounce off the ionosphere.

Politics of the Electromagnetic Spectrum



The ISM bands in the United States.

Lightwave Transmission



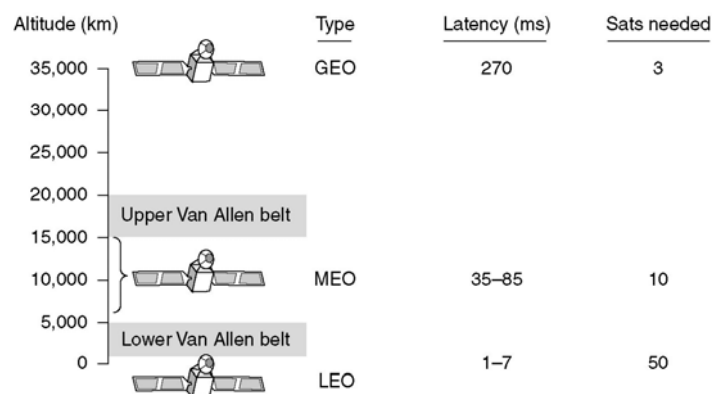
Convection currents can interfere with laser communication systems.

A bidirectional system with two lasers is pictured here.

Communication Satellites

- Geostationary Satellites
- Medium-Earth Orbit Satellites
- Low-Earth Orbit Satellites
- Satellites versus Fiber

Communication Satellites



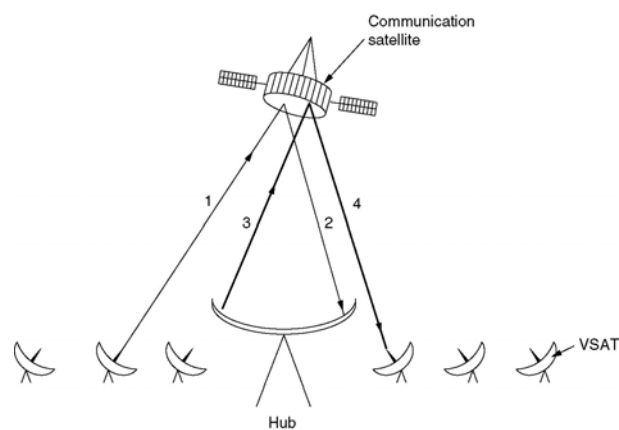
Communication satellites and some of their properties, including altitude above the earth, round-trip delay time and number of satellites needed for global coverage.

Communication Satellites (2)

Band	Downlink	Uplink	Bandwidth	Problems
L	1.5 GHz	1.6 GHz	15 MHz	Low bandwidth; crowded
S	1.9 GHz	2.2 GHz	70 MHz	Low bandwidth; crowded
C	4.0 GHz	6.0 GHz	500 MHz	Terrestrial interference
Ku	11 GHz	14 GHz	500 MHz	Rain
Ka	20 GHz	30 GHz	3500 MHz	Rain, equipment cost

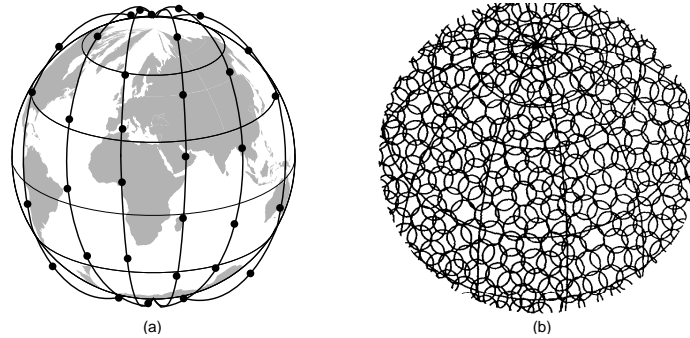
The principal satellite bands.

Communication Satellites (3)



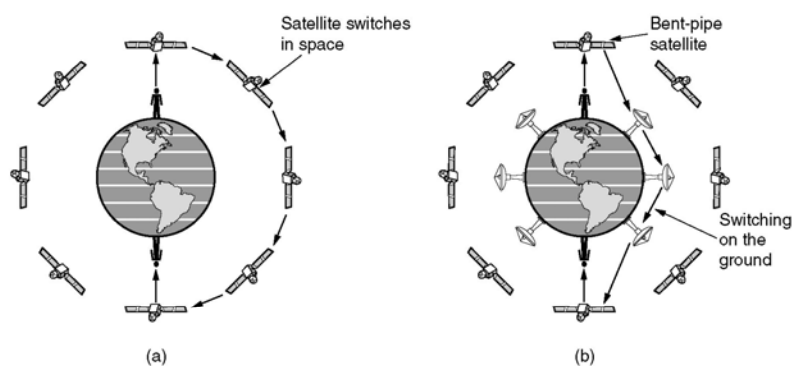
VSATs using a hub.

Low-Earth Orbit Satellites Iridium



- (a) The Iridium satellites from six necklaces around the earth.
 (b) 1628 moving cells cover the earth.

Globalstar

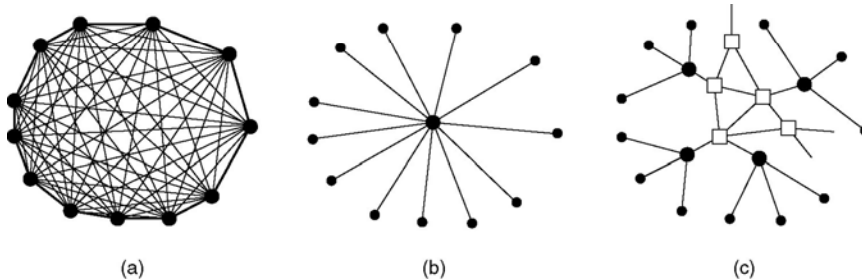


- (a) Relaying in space.
 (b) Relaying on the ground.

Public Switched Telephone System

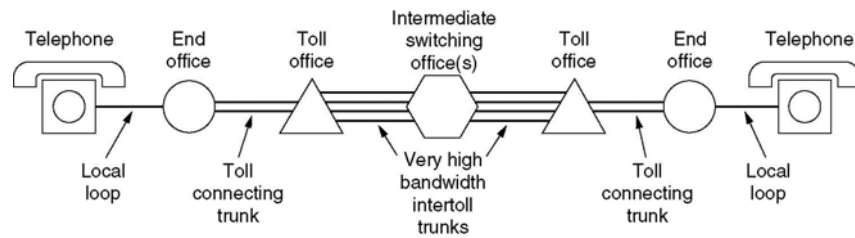
- Structure of the Telephone System
- The Politics of Telephones
- The Local Loop: Modems, ADSL and Wireless
- Trunks and Multiplexing
- Switching

Structure of the Telephone System



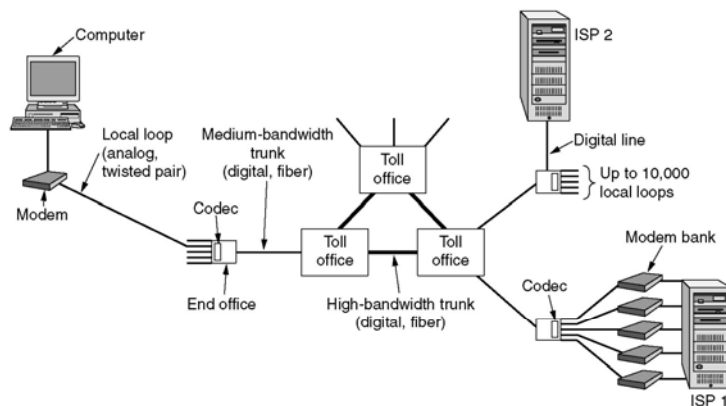
- (a) Fully-interconnected network.
- (b) Centralized switch.
- (c) Two-level hierarchy.

Structure of the Telephone System (2)

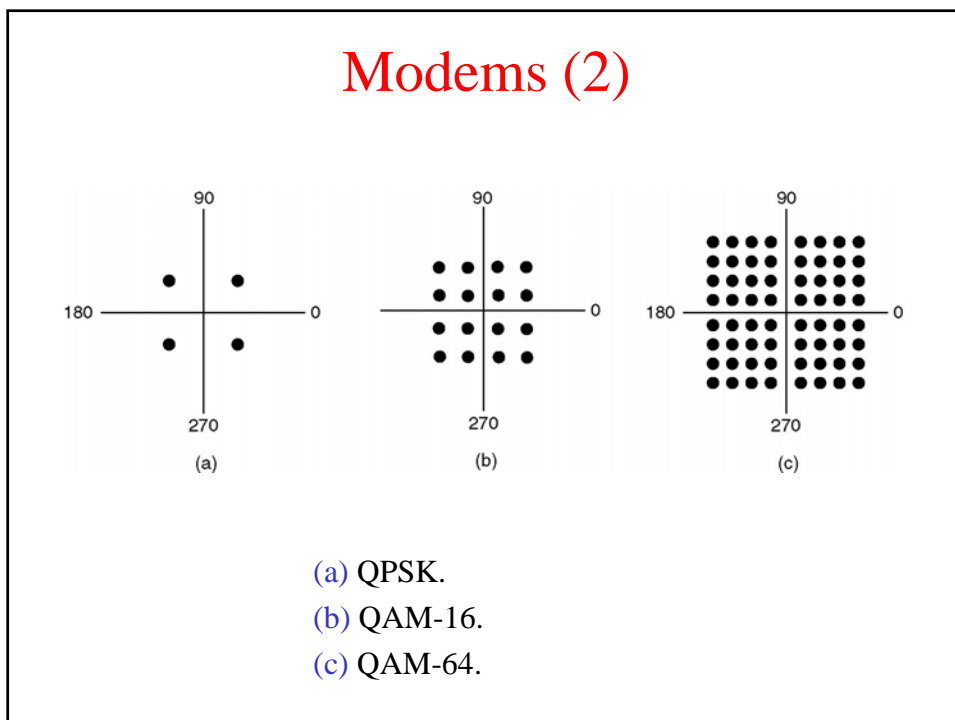
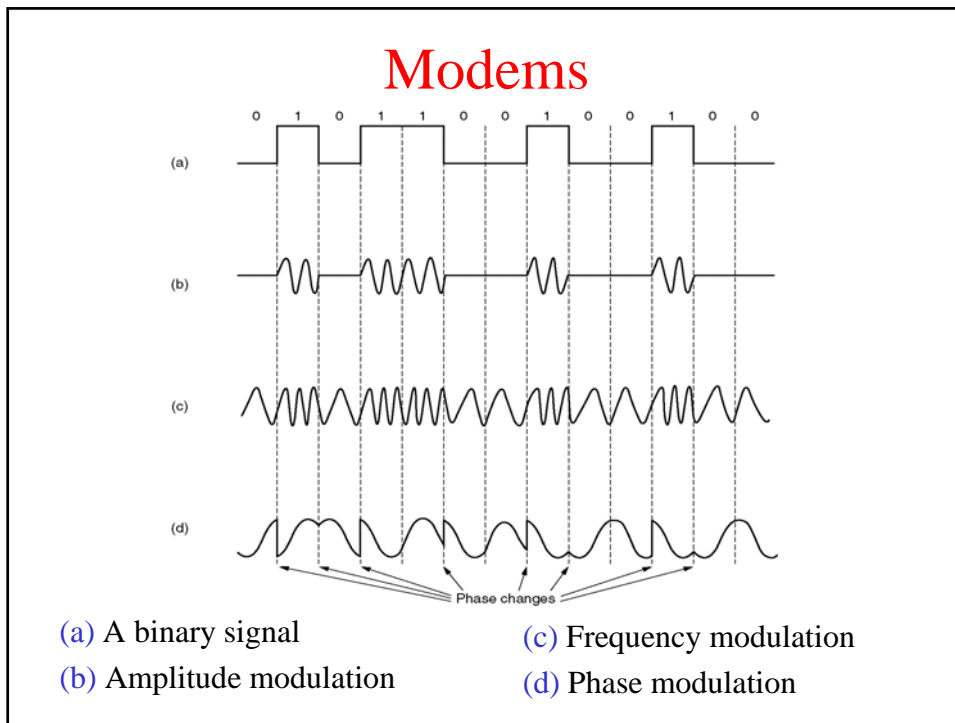


A typical circuit route for a medium-distance call.

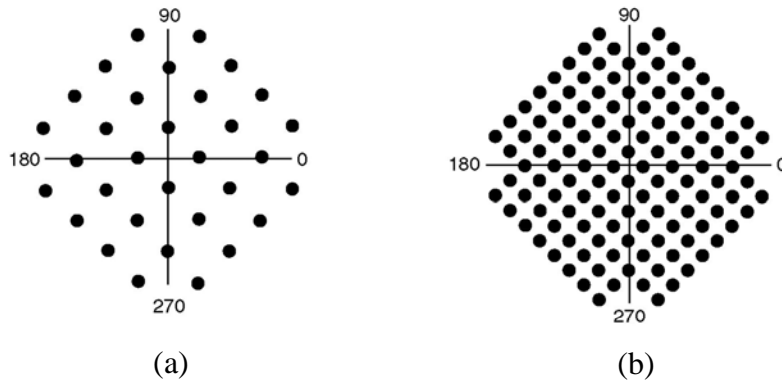
The Local Loop: Modems, ADSL, and Wireless



The use of both analog and digital transmissions for a computer to computer call. Conversion is done by the modems and codecs.



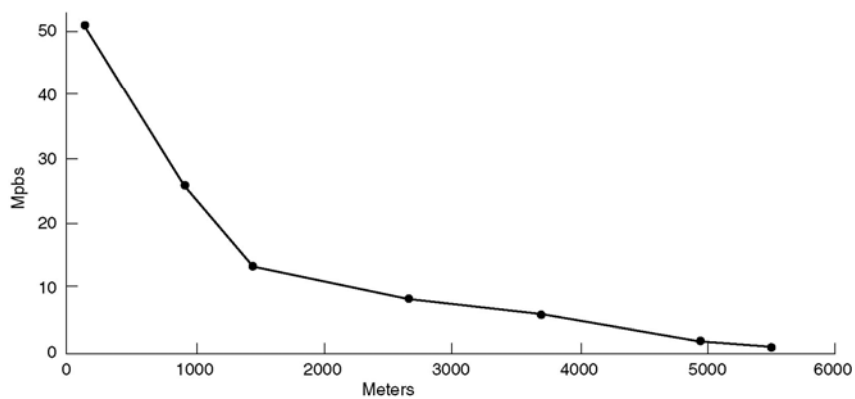
Modems (3)



(a) V.32 for 9600 bps.

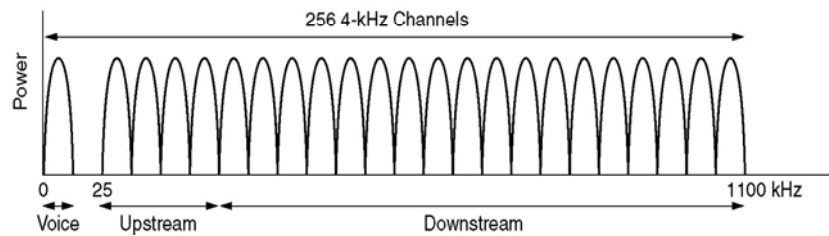
(b) V32 bis for 14,400 bps.

Digital Subscriber Lines



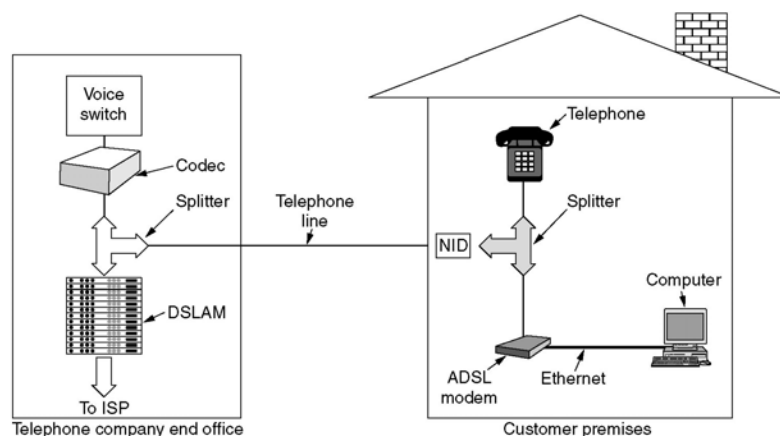
Bandwidth versus distanced over category 3 UTP for DSL.

Digital Subscriber Lines (2)



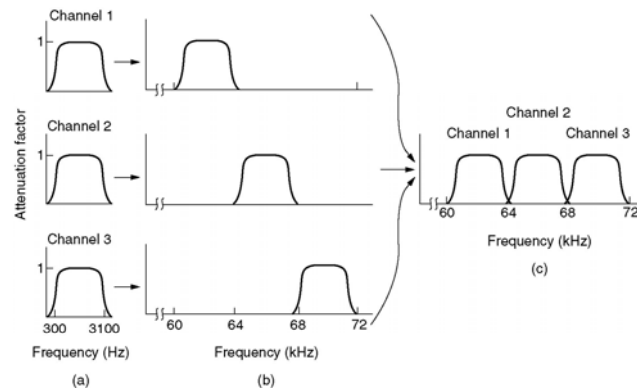
Operation of ADSL using discrete multitone modulation.

Digital Subscriber Lines (3)



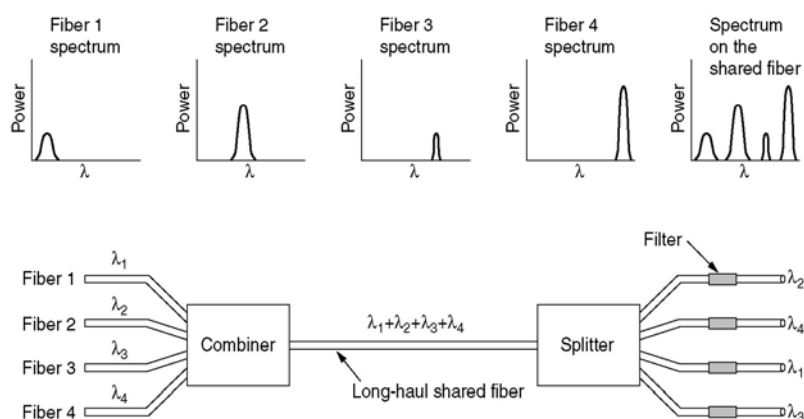
A typical ADSL equipment configuration.

Frequency Division Multiplexing



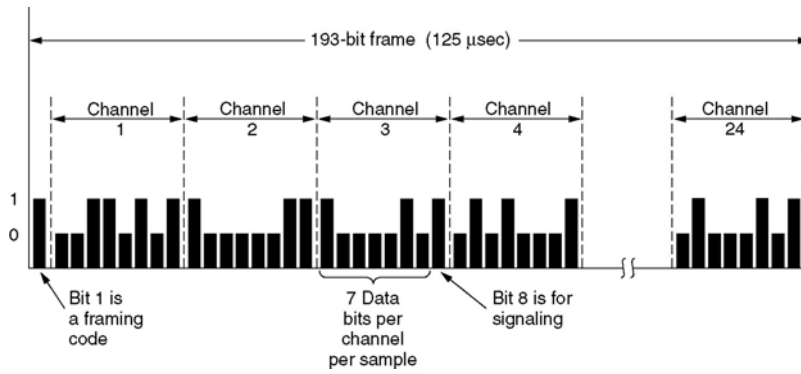
- (a) The original bandwidths.
- (b) The bandwidths raised in frequency.
- (c) The multiplexed channel.

Wavelength Division Multiplexing



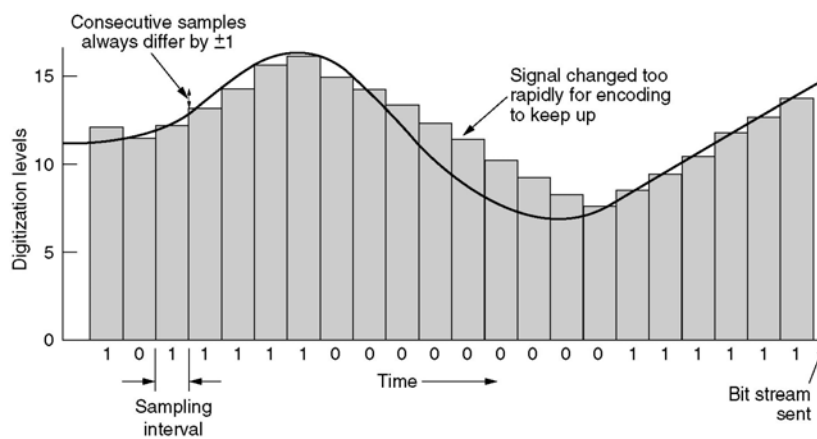
Wavelength division multiplexing.

Time Division Multiplexing



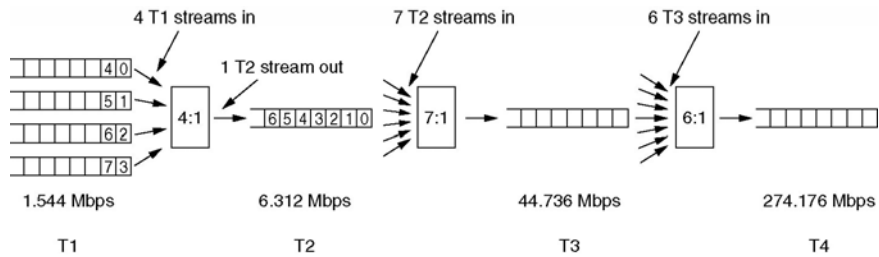
The T1 carrier (1.544 Mbps).

Time Division Multiplexing (2)



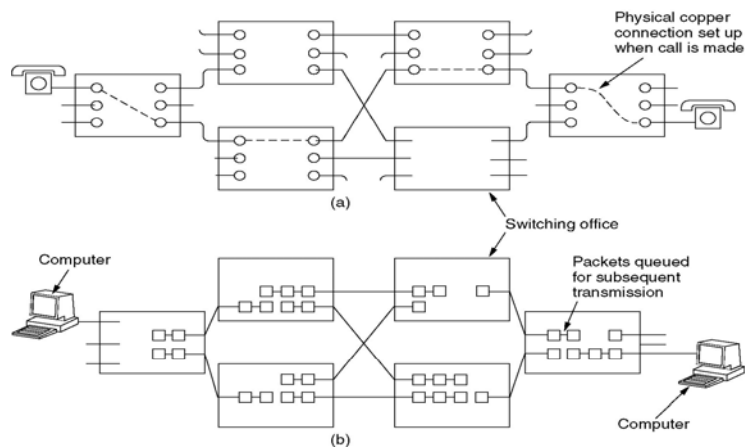
Delta modulation.

Time Division Multiplexing (3)



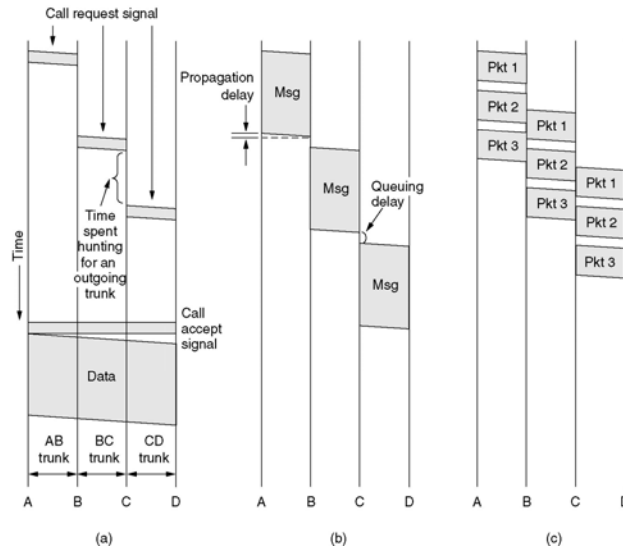
Multiplexing T1 streams into higher carriers.

Circuit Switching



- (a) Circuit switching.
- (b) Packet switching.

Message Switching



(a) Circuit switching (b) Message switching (c) Packet switching

Packet Switching

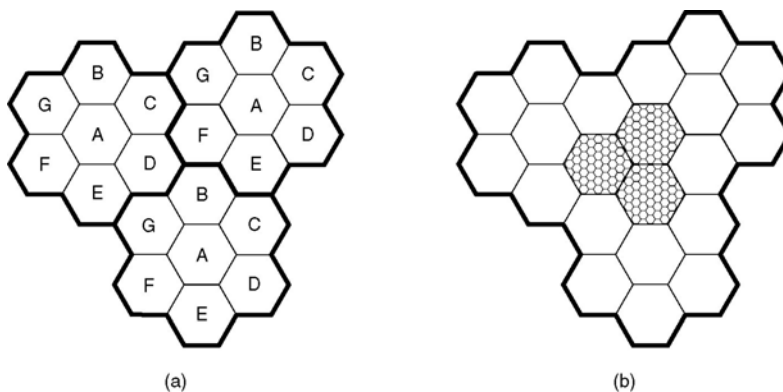
Item	Circuit-switched	Packet-switched
Call setup	Required	Not needed
Dedicated physical path	Yes	No
Each packet follows the same route	Yes	No
Packets arrive in order	Yes	No
Is a switch crash fatal	Yes	No
Bandwidth available	Fixed	Dynamic
When can congestion occur	At setup time	On every packet
Potentially wasted bandwidth	Yes	No
Store-and-forward transmission	No	Yes
Transparency	Yes	No
Charging	Per minute	Per packet

A comparison of circuit switched and packet-switched networks.

The Mobile Telephone System

- First-Generation Mobile Phones:
Analog Voice
- Second-Generation Mobile Phones:
Digital Voice
- Third-Generation Mobile Phones:
Digital Voice and Data

Advanced Mobile Phone System



- (a) Frequencies are not reused in adjacent cells.
(b) To add more users, smaller cells can be used.

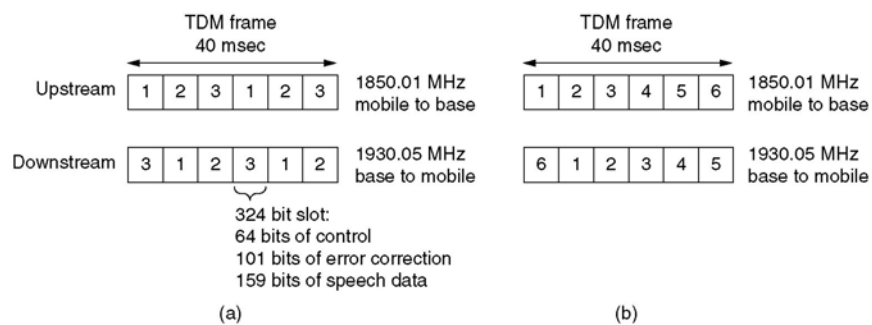
Channel Categories

The 832 channels are divided into four categories:

- Control (base to mobile) to manage the system
- Paging (base to mobile) to alert users to calls for them
- Access (bidirectional) for call setup and channel assignment
- Data (bidirectional) for voice, fax, or data

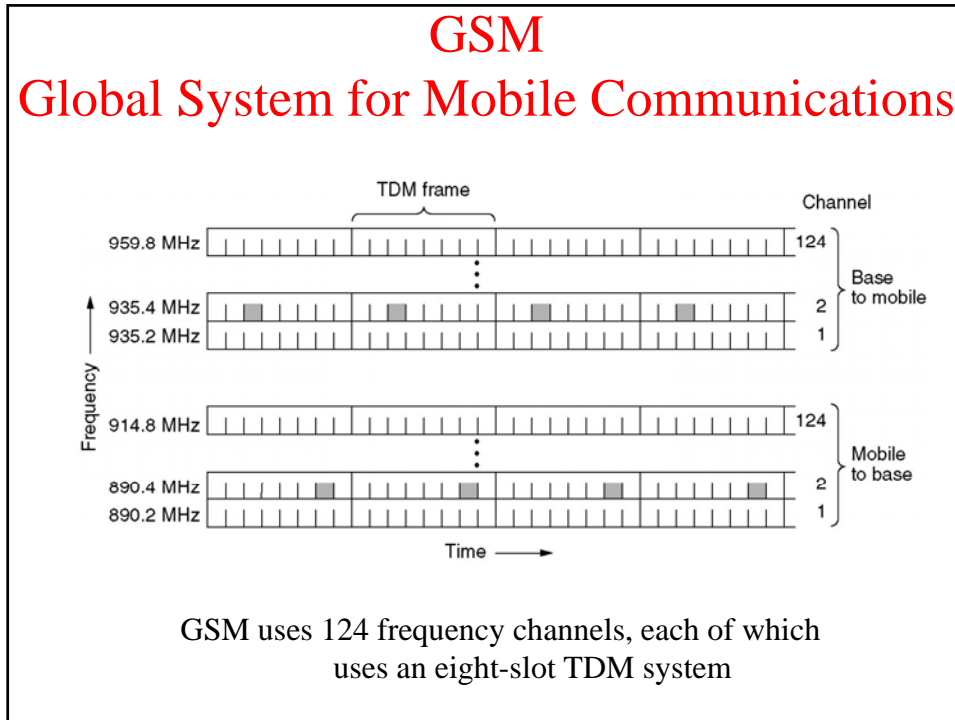
D-AMPS

Digital Advanced Mobile Phone System



(a) A D-AMPS channel with three users.

(b) A D-AMPS channel with six users.



CDMA – Code Division Multiple Access

A: 0 0 0 1 1 0 1 1
 B: 0 0 1 0 1 1 1 0
 C: 0 1 0 1 1 1 0 0
 D: 0 1 0 0 0 0 1 0

(a)

A: (-1 -1 -1 +1 +1 -1 +1 +1)
 B: (-1 -1 +1 -1 +1 +1 +1 -1)
 C: (-1 +1 -1 +1 +1 +1 -1 -1)
 D: (-1 +1 -1 -1 -1 -1 +1 -1)

(b)

Six examples:

-- 1 -	C	$S_1 = (-1 +1 -1 +1 +1 +1 -1 -1)$
- 1 1 -	B + C	$S_2 = (-2 0 0 0 +2 +2 0 -2)$
1 0 - -	A + B	$S_3 = (0 0 -2 +2 0 -2 0 +2)$
1 0 1 -	A + B + C	$S_4 = (-1 +1 -3 +3 +1 -1 -1 +1)$
1 1 1 1	A + B + C + D	$S_5 = (-4 0 -2 0 +2 0 +2 -2)$
1 1 0 1	A + B + C + D	$S_6 = (-2 -2 0 -2 0 -2 +4 0)$

(c)

$S_1 \cdot C = (1 +1 +1 +1 +1 +1 +1)/8 = 1$
 $S_2 \cdot C = (2 +0 +0 +0 +2 +2 +0)/8 = 1$
 $S_3 \cdot C = (0 +0 +2 +2 +0 -2 +0 -2)/8 = 0$
 $S_4 \cdot C = (1 +1 +3 +3 +1 -1 -1 -1)/8 = 1$
 $S_5 \cdot C = (4 +0 +2 +0 +2 +0 -2 +2)/8 = 1$
 $S_6 \cdot C = (2 -2 +0 -2 +0 -2 -4 +0)/8 = -1$

(d)

- (a) Binary chip sequences for four stations
- (b) Bipolar chip sequences
- (c) Six examples of transmissions
- (d) Recovery of station C's signal

Third-Generation Mobile Phones: Digital Voice and Data

Basic services an IMT-2000 network should provide

- High-quality voice transmission
- Messaging (replace e-mail, fax, SMS, chat, etc.)
- Multimedia (music, videos, films, TV, etc.)
- Internet access (web surfing, w/multimedia.)